

# ELECTRIC STAIR CRAWLER CT420SC

- Intelligent
- Safe
- Durable



# ELECTRIC STAIR CRAWLER CT420SC

## Multi-functional Handler

Extend to Adjust Handler Height, Rotate to Adjust Handler Angle.



## Joystick

One Finger Control From One Mode to Another With Specific Wire Control.

## Belt Fixed Mobile Beam

Easy Installation With Adjustable Height.




## Vertical Beam Adjustment String

Drag The String to Adjust The Vertical Beam Height.

## Loading Board

Adjust The Loading Angle Automatically and Secure the Cargo In Balance.



## Battery

Play And Plug With Auto Connection Independent Switch, Display battery level and voltage.

## Universal Wheel

Easy to Push and Manoeuvre.



## Crawler Track

Independent, Non-slipping & Non-marking.

## Assisted Support On The Last Staircase

100% Wire Control Without Manpower.



Loading Up to 420KG  
On Flat Surface And Stairs



Manoeuvring In  
Narrow Space

## ALL IN ONE WIRE CONTROLLER



Function Display Screen

Control Panel

Omnidirectional Joystick

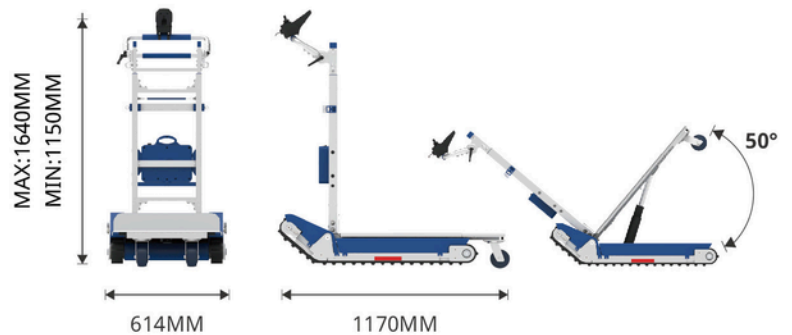
### Functional Buttons Instructions:

- |                |   |
|----------------|---|
| Power Switch   | Support Wheel Escalate                                  |
| Decrease Speed | Support Wheel Deescalate                                |
| Increase Speed | Support Wheel Auto On / Off                             |
| Speaker        | Loading Plate Auto Adjust / Loading Plate Manual Adjust |
| Mode Switch    |   |

# ELECTRIC STAIR CRAWLER CT420SC

## TECHNICAL PARAMETER

Model	CT420SC
Maximum Capacity	420KG
Item Weight	107KG
Battery Capacity	1400-1600 Steps (78~100 Floors)
Upstairs Speed (420kg load)	High Speed:14.6 Steps/Min
Downstairs Speed (420kg)	High Speed:15.4 steps/min
Motor	DC Motor 24V 300W*2
Noise	<70dB
Protection Grade	IP54
Step Requirement	Height<21CM
Minimum Platform Size	1500x1500MM (Stairs Corner)



## ACCESSORIES



**Battery Pack**

Parameters: 25.9V 17.5AH

Weight: 3.1KG



**Charger**

Input: AC100-240V

Output: DC29.4V 4A



**Adjustable Safe Belt**

Length: 6000MM

Width: 55MM



**Height Adjustable  
Mobile Beam**

Adjustable Installation Height

## OPTIONAL FIXTURE



**Ramp ZX400**

Size: 1050x687x633MM

Load Capacity: 520KG

Net Weight: 19.6KG

Rise of Loading Board: 600-800MM




**Electric Mini Lift ELS420**

Load Capacity: 420KG

Net Weight: 18KG

Minimum Cargo Width: >790MM

Minimum Ground Clearance: >12MM



# ELECTRIC STAIR CRAWLER CT420SC

## APPLICATION SCENARIO



## APPLICATIONS



Precision Instrument



Large Home Appliance



Office Equipment



Vending Machine



Safety Box



Oil Drum



***Ease Your Way to Anywhere***